



Private Forests Monitoring Unit: Compliance Audit

Oregon Board of Forestry, 7 March 2018

Marganne Allen

Manager, Forest Health and Monitoring, Private Forests

Terry Frueh

Monitoring Coordinator, Private Forests

Paul Clements

Training and Compliance Coordinator, Private Forests

Outline – Compliance Audit



- Introduction
- 2016 report
- Next steps:
 - 2017 work
 - Complete the contract
 - New implementation study: reforestation



FPA Compliance Audit

- **Goal: Determine state-wide FPA compliance**
- **Objectives:**
 - **Statistically-valid sampling**
 - **Compliance rates:**
 - **For industrial/non-industrial/other ownership**
 - **By Area (NWO/SOA/EOA)**



Monitoring of compliance with FPA standards - ongoing study 2013 - 2018: 57 specific rules in 6 rule divisions.



RULE DIVISIONS ON THE LANDSCAPE



DIVISION 630 – The Harvested Area

DIVISION 640 – The RMA

**DIVISION 625
–
The Roads**



Division 655

Water Protection Rules: Protection Measures for “Other Wetlands, Seeps and Springs”



Division 660

Water Protection Rules for Operations near Waters of the State



External Review Team



Perspectives represented

Purpose: provide technical advice

Work completed in 2017, input on:

- **Team charter**
- **Select rule for closer examination**
- **Outreach and education plan**
- **2016 annual report**
- **Next phase of compliance audit**

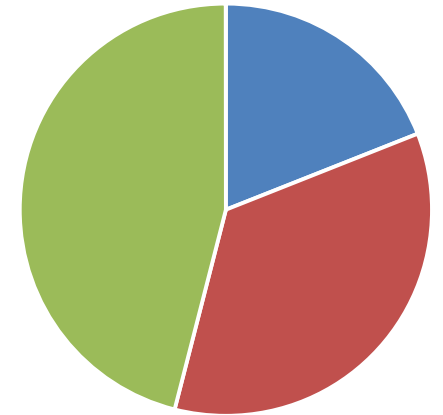
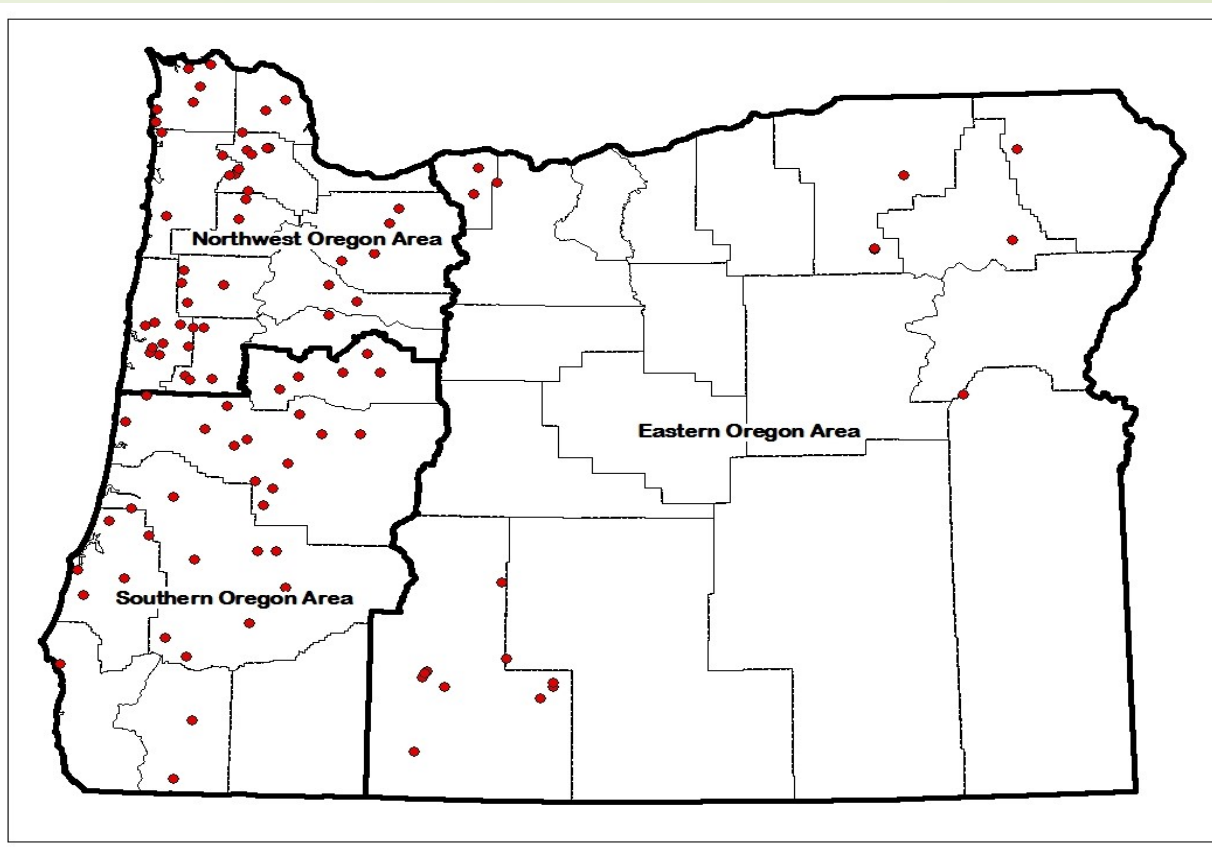
Landowner Permissions is a “Big Lift”



Oregon folks don't take forests for granted .

2016 Compliance Audit





- Eastern Oregon Area
- Southern Oregon Area
- NW Oregon Area

2016: 100 sites statewide, stratified based on ODF Area, Ownership Class



2016: 24,838 sample points on 100 sites.

Non-Compliance means:

- a) Rule was pertinent,**
- b) Rule not followed, and**
- c) Sediment deposition to waters observed**





2016 Results
100 sites, 57 rules
Overall compliance: 97 %

<u>AREA</u>	<u>COMPLIANCE</u>
Eastern Oregon	96%
Northwest Oregon	98%
Southern Oregon	97%
<u>LANDOWNER TYPE</u>	
Private Non-Industrial	96%
Private Industrial	98%
Other	97%

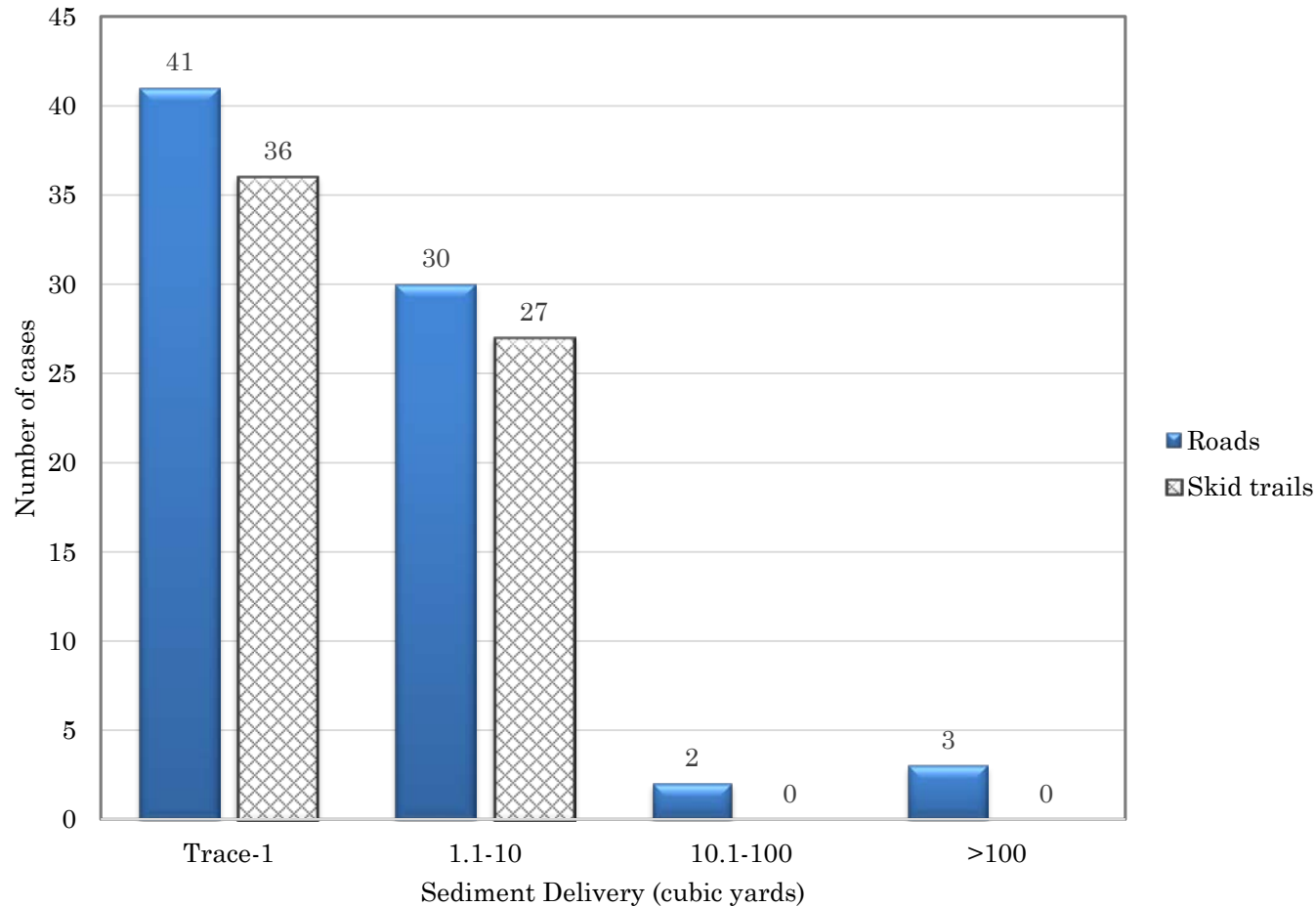


Compliance rates

- For ODF Areas, similar rates in 2013, 2014, and 2016 (96-98%)
- By ownership, similar rates in 2013, 2014, and 2016 (94-98%)
- By Rule Division:

Rule Division	Description	2013	2014	2016
Several	Written plans	75%	83%	92%
625	Road Construction and Maintenance	97%	98%	98%
630	Harvesting	95%	93%	96%
640	Vegetation Retention Along Streams	98%	99%	99%
655	Protection for Other Wetlands	72%	83%	98%
660	Operations Near Waters of the State	99%	98%	99%

Sediment delivery by source



Needs attention



- **Small water bodies:**
 - **Small Type N: 71% of instances of sediment delivery**
 - **Small wetlands: improvements over time (72%, 83%, 98%)**
- **Properly removing temporary stream crossings**
- **Treating skid trails (BMPs)**
- **Road drainage & filtration near stream crossings**

Needs attention (cont.)



- **Road maintenance on steep terrain (landslides)**
- **Road maintenance: gullies & blocked drains**
- **Culverts: 50 year flows**
- **Sediment delivery**

Compliance Audit – Next steps



2017

- Contractor nearly done
- 2017 annual report
- Analysis of all contract data (2013-2017)

Outreach and education plan

2018 and beyond

Small addition – reforestation rules (Division 610)

Compliance Audit: Values Created



- **Focused training (internally and externally)**
- **Key Performance Measure for legislature**
- **Forest certification process**
 - **Useful for periodic review of management measures on timber source lands**

Questions?



Marganne.Allen@Oregon.gov

(503) 945-7240

Terry.Frueh@Oregon.gov

503-945-7392